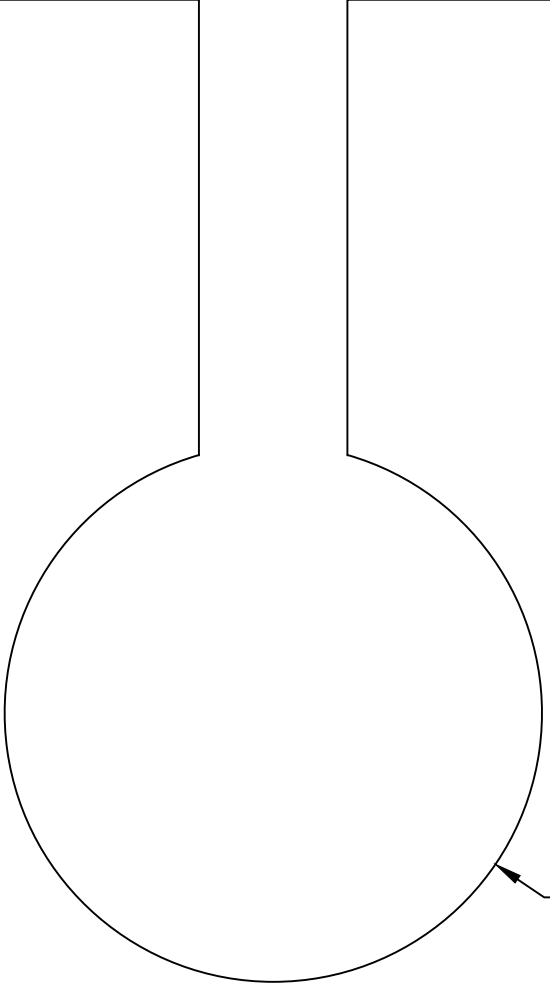
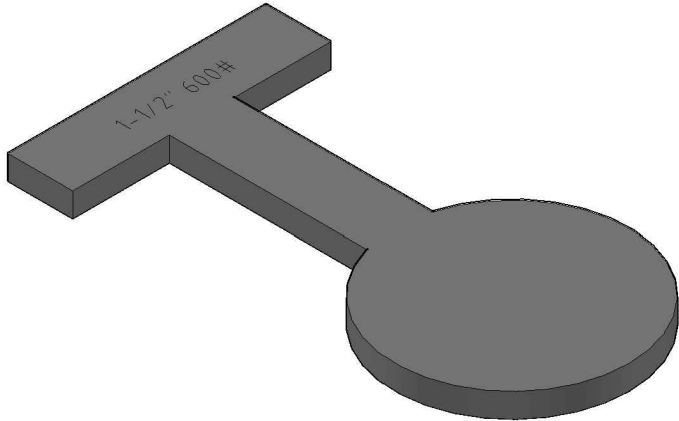
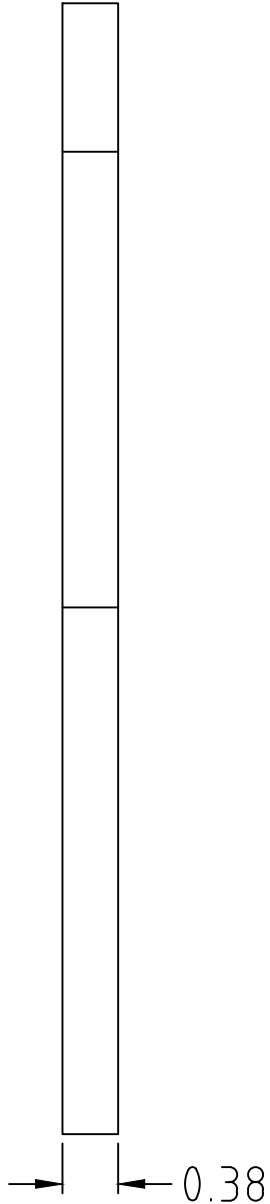


1-1/2" 600#



φ3.62



DIMENSIONS ASME B16.48
FACING TOLERANCES ASME B16.5
THICKNESS TOLERANCES (-ZERO +.12)

HYDROBLIND
SOLUTIONS

5500 TWIN CITY HWY.
PORT ARTHUR, TX 77642
(409) 736-7665
WWW.HYDROBLINDSOLUTIONS.COM

TITLE: 1-1/2" CLASS 600 PADDLE BLIND T-HANDLE
MATERIAL: A516-70 / 304L / 316L
FINISH: MILL OR 125-250 AARH MACHINE
WEIGHT: 3 LBS