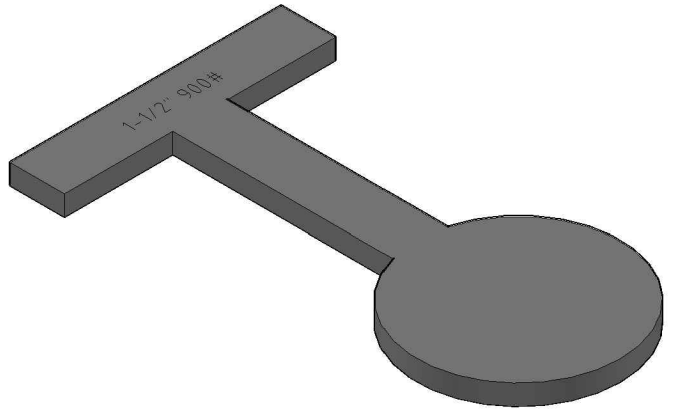
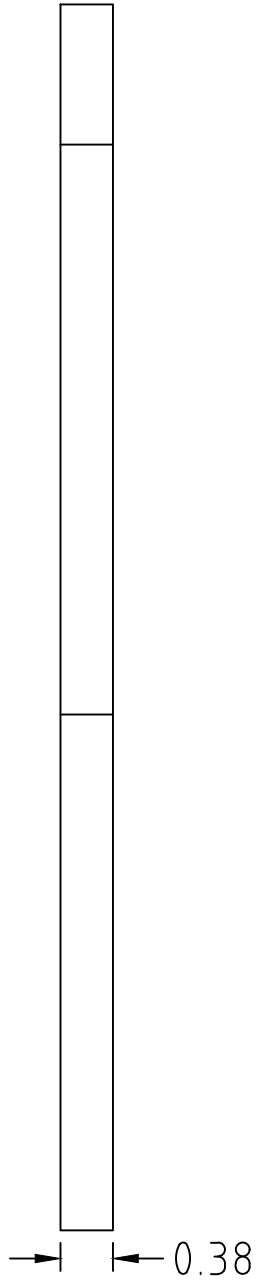
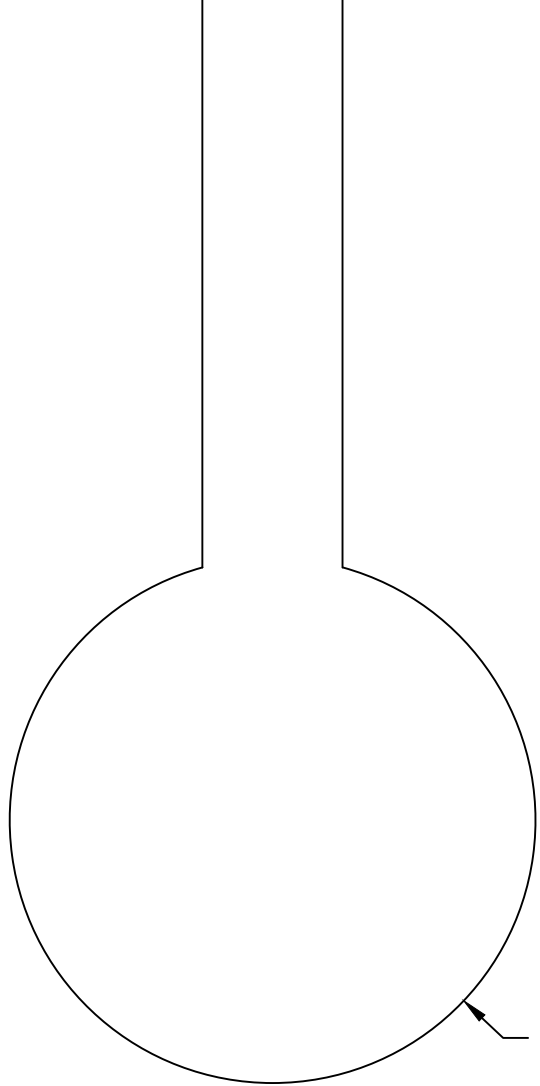


1-1/2" 900#



DIMENSIONS ASME B16.48  
FACING TOLERANCES ASME B16.5  
THICKNESS TOLERANCES (-ZERO +.12)

**HYDROBLIND**  
**SOLUTIONS**

5500 TWIN CITY HWY.  
PORT ARTHUR, TX 77642  
(409) 736-7665  
[WWW.HYDROBLINDSOLUTIONS.COM](http://WWW.HYDROBLINDSOLUTIONS.COM)

TITLE: 1-1/2" CLASS 900 PADDLE BLIND T-HANDLE  
MATERIAL: A516-70 / 304L / 316L  
FINISH: MILL OR 125-250 AARH MACHINE  
WEIGHT: 3 LBS